



### District Report Card: 2017


<b>State:</b> Arunachal Pradesh	<b>District:</b> Namsai
<b>Class:</b> 5	<b>Subject:</b> Language
<b>Schools:</b> 60	<b>Students:</b> 806


### Participation/Coverage


#### Students

 GENDER	Boys		Girls	
	Number	%	Number	%
	412	51.12	394	48.88

 AREA	Rural		Urban	
	Number	%	Number	%
	727	90.20	79	9.80

 CATEGORY	SC		ST		OBC		GEN	
	Number	%	Number	%	Number	%	Number	%
	0	0.00	128	15.88	0	0.00	678	84.12

 CWSN	LD	VI	HI	S&LD	ID	Oth
	0	0	0	3	2	0

 Management	Government		Government-aided	
	Number	%	Number	%
	798	99.01	8	0.99

### Average Performance of Students in Language (%)

Overall	Gender		Area		Management		Social Group			
	Male	Female	Rural	Urban	Govt.	Aided	SC	ST	OBC	GEN
36.33	36.04	36.63	37.13	28.95	36.05	64.17	0.00	38.80	0.00	35.86

### Performance on Learning Outcomes (LOs)

Learning Outcomes	Description	Average Performance(%)
L504	Reads and comprehends independently storybooks, news items/ headlines, advertisements etc.	35.98
L508	Reads text with comprehension, locates details and sequence of events	36.50

Range of Performance of Students who Answered Correctly							
Below 30%		30% - 50%		50% - 75%		Above 75%	
Number	%	Number	%	Number	%	Number	%
345	42.80	281	34.86	139	17.25	41	5.09

### Lowest Performing Learning Outcomes (LOs)

- 1 - Reads and comprehends independently storybooks, news items/ headlines, advertisements etc. (35.98)
- 2 - Reads text with comprehension, locates details and sequence of events (36.50)